

Elise (#194)

63" x 32" x 20.5"

GENERAL SPECIFICATIONS:

Material - SculptureStone®

Installation - Freestanding - *Cannot be undermounted. Not recommended as a tub / shower combination.*

Soaker Weight - 215 lbs / 98 kg

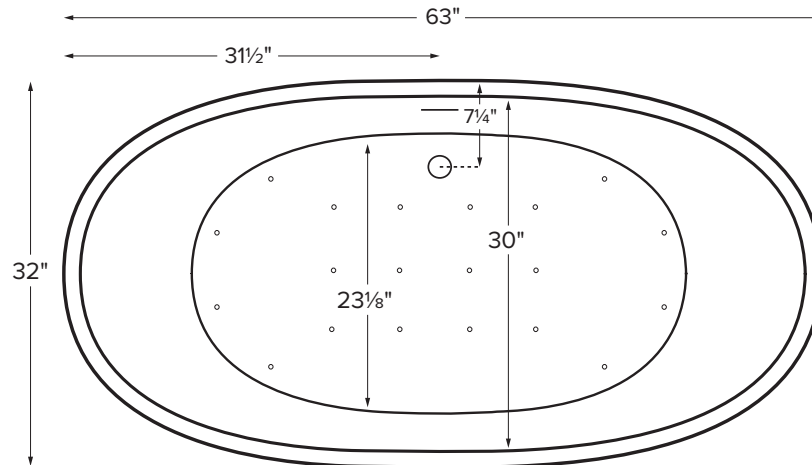
Air Bath Weight - 245 lbs / 111 kg

Maximum Fill - 74 gal to overflow

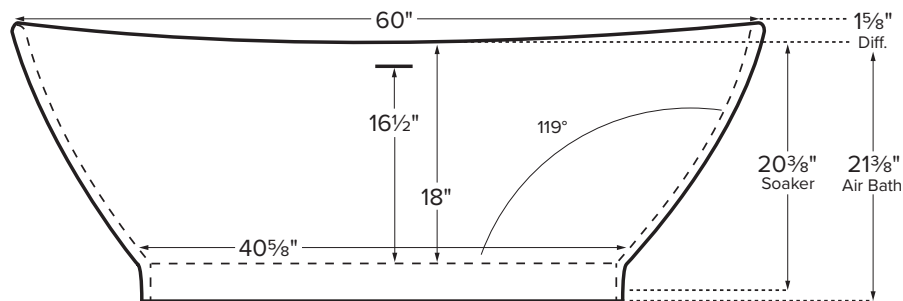
NOTE: *Filling this tub to the maximum may require an above average size or dedicated water heater.*



Elise features an integrated slotted overflow.



Shown above as an Air Bath.



ELECTRICAL SPECIFICATIONS

Required Electrical Service - 110 Volt

Air Bath - 1-15 amp GFCI



CSA Certified C/US; ANSI Z124.1

IMPORTANT ORDERING & INSTALLATION INFORMATION:

- Includes an integrated slotted overflow, which only requires drain installation. May also be specified without an overflow (see local codes).
- Air baths require job site preparations for remote mounting the blower and required check valve. Check valve must be installed higher than the rim of the tub. The keypad is shipped loose and may be mounted on a nearby wall or decking. A waterproof remote control is also included. Please read installation manual prior to ordering.
- Requires use of a wall-mounted or freestanding tub filler.
- Measurements are + 1/2" and are subject to change without notice.
- Options and accessories are packaged inside the tub crate for delivery.
- Data herein supersedes all prior to publication date shown below.

See the "Boutique Collection Tubs Installation & Operation Manual" included with tub delivery or go to: mtibaths.com/support/installation for all the information necessary to install and operate the tub. MTI's Customer Service Department is available Monday-Friday 8am-6pm EST at 800-783-8827 or service@mtibaths.com to answer any questions pertaining to ordering or installation.



Hydrotherapy Packages	Package Contents	Part #	MSRP
 Soaker	Soaking bath - no jets. Includes an integrated slotted overflow with a toe-tap drain kit in chrome finish. Notes: • See "Important Ordering & Installation Information" on previous page. • Please see installation manual for important drain installation details.	S194	\$6,900
 Air Bath	20 air jets, heated air blower, keypad, waterproof remote control, integrated slotted overflow with a toe-tap drain kit in chrome finish. Notes: • Overall tub height is 23" when ordered as an air bath. • See "Important Ordering & Installation Information" on previous page. • Blower & required check valve must be remote mounted. Check valve must be installed higher than the rim of the tub. • Please see installation manual for important drain installation details.	AST194	\$11,050

Lead Time - Soakers and Air Bath Packages 10 business days

Color and Finish Options
NOTE: part codes for all options listed in parenthesis.
Standard Color - White, matte finish Biscuit Color Upgrade, matte finish - (SSBI) \$260
Optional Gloss Finish Upcharge - For White or Biscuit (SSGLOSS) \$645 Additional material colors available for projects only. Please call MTI.
Optional Hardware
Quick Drain Kit - (WOQ) \$250
Toe-Tap Drain Kit Finishes PVC drain - Chrome (included with tub) White upcharge* (WLOW) +\$30 Brushed Nickel upcharge* (WIOBN) +\$30 Polished Nickel upcharge* (WIOPN) +\$30 Matte Black upcharge* (WIOBM) +\$30 Oil-Rubbed Bronze upcharge* (WIOBR) +\$100 Special Finish upcharge* (WIOSF) +\$375 Brass Tailpiece (WIOBS) \$35 - In addition to finish charge listed above.
Floor-Mounted High-Flow Tub Filler - two designs available Contemporary - Chrome (FILLC) \$2,055 Brushed Nickel (FILLBN) \$2,220 Traditional - Chrome (FILLTC) \$2,055 Brushed Nickel (FILLTBN) \$2,220
Faucet Stands - Available in two styles and & multiple sizes Standard Faucet Stand, Matte Finish Small / 21.75" x 14.25" / 3-hole capacity - (STAND) \$945 Large / 21.75" x 22" / 5-hole capacity - (STANDL) \$1,060 Gloss Finish Upcharge (SSGLOSSENK) \$215 Premium Faucet Stand 39" h x 15" w - Matte - (SSFSR3915MT) \$1,770 Gloss - (SSFSR3915GL) \$2,085 39" h x 10" w - Matte - (SSFSR3910MT) \$1,770 Gloss - (SSFSR3910GL) \$2,085 23" h x 20" w - Matte - (SSFSR2320MT) \$1,505 Gloss - (SSFSR2320GL) \$1,820 23" h x 15" w - Matte - (SSFSR2315MT) \$1,505 Gloss - (SSFSR2315GL) \$1,820

Standard Options and Accessories
NOTE: part codes for all options listed in parenthesis.
Quick Ship - reduces lead time - please call for availability (QSPRI2) \$755
Bathroom Table - Constructed of SculptureStone® (TABLE) \$965 color matched with tub Gloss Finish Upcharge (SSGLOSSENK) \$215
SculptureStone® Tub Tray - color / finish matched with tub Solid without stemware holder (SSTRAY1) \$440 Solid with Stemware Holder (SSTRAY2) \$440
Teak Tub Tray - Slatted (TK-TRAY1) \$415 Solid (TK-TRAY2) \$415
Teak Bath Mat - Measures 30" x 17.5" x 1" (TK-MAT3018) \$430 custom sizes also available, contact MTI for details

NOTES REGARDING DRAIN KITS:

- This tub includes a PVC toe-tap drain in chrome finish, unless otherwise specified.
- Above pricing represents finish upcharge only. Contact MTI for pricing when drain is ordered separately.
- Oil Rubbed Bronze finishes vary from manufacturer to manufacturer. MTI has selected a finish that is compatible with many available.
- For "Special Finish", must send MTI a finish sample to color match.

