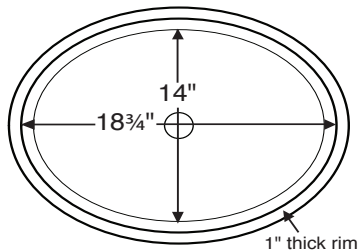


About Continuum sink:

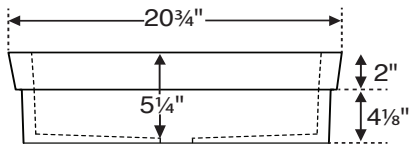
- Designed by Matthew Quinn, Continuum is a semi-recessed sink that utilizes the countertop hole cut-out inside the sink bowl.

- This design enables the striations of the counter material to visually continue through the sink, as shown in the photos below.

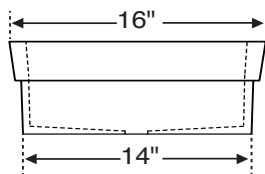
Top View



Front View



Side View



Provided template ships with sink.
Always measure sink on-site to ensure cut-out accuracy.

Continuum Oval

Part # - MTCS-742

20.75" x 16" x 6.125"

Material SculptureStone®
Installation semi-recessed
Lead Time 10 business days
Shipping Weight 26 lbs.


Sink Options and Pricing
Part #: MTCS742 \$1,115
Standard Color White, matte finish Biscuit Color Upgrade (SSBISNK) \$105 matte finish Additional material colors available for projects only. Please call MTI.
Hand-Polished Deep Gloss Finish Upcharge (SSGLOSSSNK) \$215 For White or Biscuit
Exterior Color in Gloss Finish (SSCOLSG) \$450 Must specify color code: Saphire Blue (SB), Blue Lagoon (BL), Terracotta (TC), Onyx (OX), Nightfall (NF), Stratus Gray (TG), Stormgray (SG), Moonstone (MS)
Quick Ship (QUISINKSH) \$190 reduces lead time Please call for availability.

CONSTRUCTION AND STANDARD FEATURES


- 1.5" drain opening. Sink has no overflow, requiring vessel-style drain kit without overflow. Check local codes.
- Provided template ships with sink. Always measure sink on-site to ensure cut-out accuracy.
- One-piece construction using Engineered SculptureStone® (ESS) material. ESS is a mixture of ground natural materials and binding agents that are liquefied, poured and then hardened. This material is solid through and through.
- Non-porous, stain-, mold- and mildew-resistant.
- Approximately 70% of the material is organic, including minerals mined from the earth, making it "Green".
- Same material and color all the way through, with minor variations due to use of natural minerals.
- Five-Year Limited Residential Warranty.
- Measurements are $\pm 1/2"$ and subject to change without notice. Data herein supersedes all previous prior to publication date indicated below.

IMPORTANT ORDERING AND INSTALLATION INFORMATION

- Top 2" sink rim designed to rest on counter.
- Sink may be used with or without countertop cut-out. Note: countertop material is not included.
- Provided adjustable leveling feet support the cut-out in the sink bowl and are included with sink as shown to the right.



Adjustable leveling feet.



Continuum shown above with countertop material installed.
Note: countertop material is NOT included with sink.