

ESS Bench

GENERAL SPECIFICATIONS:

Material - SculptureStone®, Teak
Lead Time - 15 Business Days





Bench with Waterfall design and teak insert.



Front view of Parsons-style bench.

← Sizes 24"/ 30"/ 36"/ 42" / 48" →



CONSTRUCTION AND FEATURES

- Available in 5 lengths: 24, 30", 36", 42" and 48".
- Each of the above sizes measures 16" (w) x 20" (h).
- Boutique Collection Bench is available with Parsons-style legs or Waterfall-style sides.

Length	Finish	Part #	Price
24"	Matte	CBT-2416MT	\$3,040
	Gloss	CBT-2416GL	\$4,025
30"	Matte	CBT-3016MT	\$3,240
	Gloss	CBT-3016GL	\$4,225
36"	Matte	CBT-3616MT	\$3,415
	Gloss	CBT-3616GL	\$4,400
42"	Matte	CBT-4216MT	\$3,850
	Gloss	CBT-4216GL	\$4,925
48"	Matte	CBT-4816MT	\$4,250
	Gloss	CBT-4816GL	\$5,325

Net Freight Adder
NOTE: Multiplier does not apply.

Lengths 24" - 36" **\$295**
Lengths 42" - 48" **\$450**

Standard Options and Accessories

NOTE: Part codes for all options listed in parenthesis.

Bench Style

Parsons (CPVS) **No Charge**
Waterfall (CWVS) **\$525**

Top Options

Smooth (CTXF) **No Charge**
Teak (CTXT) **No Charge**
Textured (CTXR) **\$160**

Colors


White (CWH) **No Charge**
Biscuit (CBI) **No Charge**



Flat Texture Top



Teak Inlay



Rippled Texture Top

